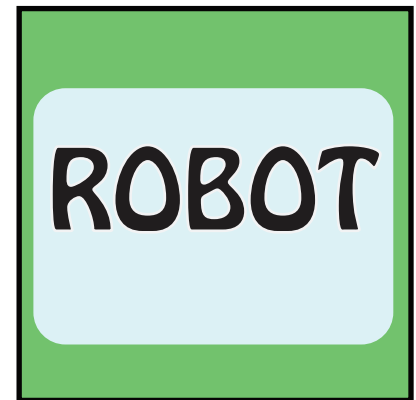
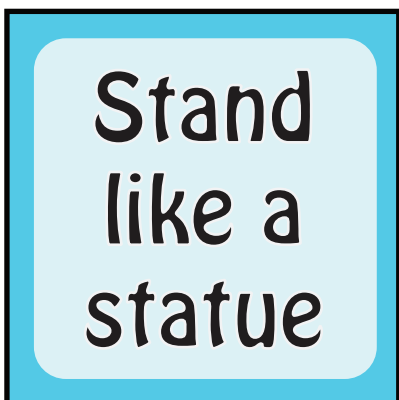



Die 1: Actions

Die 2: Voices



Other materials:

Glue stick

Packing tape

One pair of foam dice, floral foam cubes, or wooden blocks.

To assemble:

Print page 1 on paper or cardstock.

Cut on thick black lines

Glue each blue square onto a different side of one of the foam die, floral foam cube, or wooden block.

Glue each green square onto a different side of the other foam die, floral foam cube, or wooden block.

Cover dice with packing tape for stability.

To use:

Pick a child to roll the dice up front (or choose two children and have each roll one die.)

Have children repeat the memory verse while following the combination of instructions on the dice. Repeat 6-8 times.